

Membership Report

Note: All reports primarily show results for items/metrics that are not easily ascertained from looking at raw data. As such, it is critical that the table view of all data be sortable by column headers -- ideally, via multi-column sort, so as to be able to use multiple metrics at once.

Options are 'Statewide' or choice of all Local AOK Networks (by name)

Ending period may never be before starting period (selection of such is disallowed).

Statewide ▾
Q1 FY13 ▾ - Q1 FY13 ▾

Member Information

23 Current Members

+2 new members during selected period:

- [Joe Smith](#) joined **Q1 2013**
- [Joe Smith](#) joined **Q1 2013**

-3 departed members during selected period:

- [Joe Smith](#) departed **Q1 2013**
- [Joe Smith](#) departed **Q1 2013**
- [Joe Smith](#) departed **Q1 2013**

Longevity


Average Member Age: **2.5 years** +0.1 year in past quarter

Longest-serving members:

- [Joe Smith](#) since **Q1 2009**
- [Joe Smith](#) since **Q1 2009**
- [Joe Smith](#) since **Q1 2009**
- [Joe Smith](#) since **Q1 2009**
- [Joe Smith](#) since **Q1 2009**

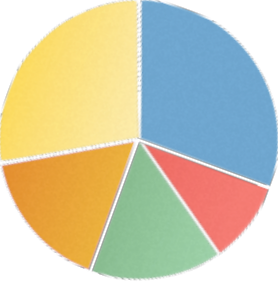
[More...](#)

By Agency



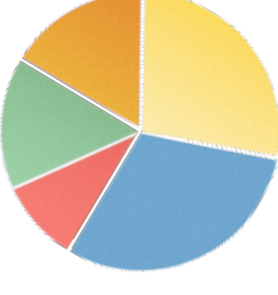
Chicago Westside	23 Members	+3 in past quarter
Town of Cicero	21 Members	+1 in past quarter
McLean County	14 Members	-4 in past quarter
Rock Island County	12 Members	flat in past quarter
Macon County	11 Members	+1 in past quarter

By Sector



Social Services	23 Members	+3 in past quarter
Early Learning	21 Members	+1 in past quarter
Mental Health	14 Members	-4 in past quarter
Family Support	12 Members	flat in past quarter
Health Care	11 Members	+1 in past quarter

By Committee



Executive or management team	23 Members	+3 in past quarter
Strategic planning committee	21 Members	+1 in past quarter
Early childhood committee	14 Members	-4 in past quarter
Membership committee	12 Members	flat in past quarter
School readiness committee	11 Members	+1 in past quarter

[More...](#)

Participation

Engagement Score: **2.7** (out of 3.0) +0.2 year in past quarter

[View all data](#)

Names are clickable directly to membership record.

On click, show additional 5 options.

Section only displayed for 'Statewide' report.

Shows intra-quarter comparison if single quarter is selected. Shows comparisons to beginning of selected period if multi-quarter range is selected.

List all (no truncation).

List all (no truncation).

On click, expand remaining options in-place.

Engagement score based on Level of Engagement and Leadership Role questions. 'Network meetings only' or 'Committee meetings only' are worth a score of 1 and 'Network & Committee Meetings' are worth 2. No points assigned for 'Other'. Leadership role is worth an additional point for a possible score of 3 per member.

Links directly to tabular data page.

AOK Meetings Report

Options are 'Statewide' or choice of all Local AOK Networks (by name)

Ending period may never be before starting period (selection of such is disallowed).

Statewide ▾
Q1 FY13 ▾ - Q1 FY13 ▾

Meeting Information

3 Network Meetings in period +1 meeting versus same period in previous year
5 Network Meetings year-to-date -1 meeting versus same period in previous year

4 Committee Meetings in period +1 meeting versus same period in previous year
8 Committee Meetings year-to-date -3 meetings versus same period in previous year

Recent meetings:

Name of Meeting	Network	Chicago Westside	held Jan. 15, 2013
Name of Meeting	Network	Town of Cicero	held Jan. 7, 2013
Name of Meeting	Committee	McLean County	held Jan. 4, 2013
Name of Meeting	Other	Macon County	held Jan. 2, 2013
Name of Meeting	Committee	Chicago Westside	held Jan. 1, 2013
More...			

By Agency

	Chicago Westside	8 Network Meetings +3 vs last year 7 Committee Meetings +2 vs last year
	Town of Cicero	8 Network Meetings +3 vs last year 7 Committee Meetings +2 vs last year
	McLean County	8 Network Meetings +3 vs last year 7 Committee Meetings +2 vs last year
	Rock Island County	8 Network Meetings +3 vs last year 7 Committee Meetings +2 vs last year
	Macon County	8 Network Meetings +3 vs last year 7 Committee Meetings +2 vs last year

SIGANs Covered

	1.1.1: Name of SIGAN	3 Meetings
	1.1.2: Name of SIGAN	3 Meetings
	1.1.3: Name of SIGAN	2 Meetings
	1.2.1: Name of SIGAN	2 Meetings
	1.2.2: Name of SIGAN	1 Meetings

Participation

Average: **12.7 participants per meeting** +0.2 vs last year
 Members: **52% of participants** +3% vs last year

Top members:

Joe Smith	attended 4 meetings this period
Joe Smith	attended 4 meetings this period
Joe Smith	attended 4 meetings this period
Joe Smith	attended 4 meetings this period
Joe Smith	attended 4 meetings this period
More...	

[View all data](#)

Meeting names are clickable directly to meeting record.

On click, show additional 5 options.

Section only displayed for 'Statewide' report.

Number of Network Meetings is primary sorting metric.

List all (no truncation).

Section only displayed for individual agency report.

List all (no truncation).

On click, show additional 5 options.

Links directly to tabular data page.

Community Collaboration Meetings Report

Options are 'Statewide' or choice of all Local AOK Networks (by name)

Ending period may never be before starting period (selection of such is disallowed).

Statewide ▾
Q1 FY13 ▾ - Q1 FY13 ▾

Meeting Information

3 Meetings in period +1 meeting versus same period in previous year
5 Meetings year-to-date -1 meeting versus same period in previous year

Recent meetings:

Name of Meeting	Chicago Westside	held Jan. 15, 2013
Name of Meeting	Town of Cicero	held Jan. 7, 2013
Name of Meeting	McLean County	held Jan. 4, 2013
Name of Meeting	Macon County	held Jan. 2, 2013
Name of Meeting	Chicago Westside	held Jan. 1, 2013
More...		

Sponsoring Organizations:

Name of Organization	4 Meetings this period	last on Jan. 15, 2013
Name of Organization	3 Meetings this period	last on Jan. 15, 2013
Name of Organization	3 Meetings this period	last on Jan. 15, 2013
Name of Organization	2 Meetings this period	last on Jan. 15, 2013
Name of Organization	2 Meetings this period	last on Jan. 15, 2013
More...		

AOK Representation

Chicago Westside	4 Meetings this period	last on Jan. 15, 2013
Town of Cicero	3 Meetings this period	last on Jan. 15, 2013
McLean County	3 Meetings this period	last on Jan. 15, 2013
Macon County	2 Meetings this period	last on Jan. 15, 2013
Rock Island County	2 Meetings this period	last on Jan. 15, 2013
More...		

AOK Sector

	Social Services	3 Meetings	+1 vs last year
	Early Learning	3 Meetings	+1 vs last year
	Mental Health	2 Meetings	-1 vs last year
	Family Support	2 Meetings	flat vs last year
	Health Care	1 Meetings	+1 vs last year

AOK Role/Contribution

	Role Description	3 Meetings
	Role Description	3 Meetings
	Role Description	2 Meetings
	Role Description	2 Meetings
	Role Description	1 Meetings

[View all data](#)

Meeting names are clickable directly to meeting record.

On click, show additional 5 options.

On click, show additional 5 options.

Subsection only displayed for 'Statewide' report.

On click, show additional 5 options.

List all (no truncation).

List all (no truncation).

Links directly to tabular data page.

Network Member Connections Report

Options are 'Statewide' or choice of all Local AOK Networks (by name)

Ending period may never be before starting period (selection of such is disallowed).

Statewide

Q1 FY13

Q1 FY13

Submissions Over Time

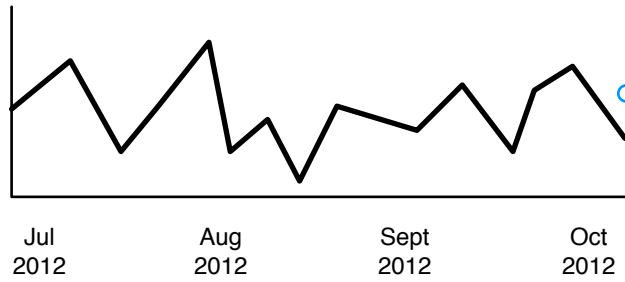


Chart of weekly form submissions.

Recent Submissions

"Lorem ipsum dolor sit amet, consectetur adipiscing elit. Suspendisse luctus auctor orci, vitae consectetur ipsum egestas id. Cras a elit lorem. Phasellus molestie, leo id viverra convallis, mi turpis venenatis lacus"
Chicago Westside **Jan. 15, 2013**

"Lorem ipsum dolor sit amet, consectetur adipiscing elit. Suspendisse luctus auctor orci, vitae consectetur ipsum egestas id. Cras a elit lorem. Phasellus molestie, leo id viverra convallis, mi turpis venenatis lacus"
Chicago Westside **Jan. 15, 2013**

"Lorem ipsum dolor sit amet, consectetur adipiscing elit. Suspendisse luctus auctor orci, vitae consectetur ipsum egestas id. Cras a elit lorem. Phasellus molestie, leo id viverra convallis, mi turpis venenatis lacus"
Chicago Westside **Jan. 15, 2013**

"Lorem ipsum dolor sit amet, consectetur adipiscing elit. Suspendisse luctus auctor orci, vitae consectetur ipsum egestas id. Cras a elit lorem. Phasellus molestie, leo id viverra convallis, mi turpis venenatis lacus"
Chicago Westside **Jan. 15, 2013**

"Lorem ipsum dolor sit amet, consectetur adipiscing elit. Suspendisse luctus auctor orci, vitae consectetur ipsum egestas id. Cras a elit lorem. Phasellus molestie, leo id viverra convallis, mi turpis venenatis lacus"
Chicago Westside **Jan. 15, 2013**


[More...](#) On click, show additional 5 entries.

[View all data](#) Links directly to tabular data page.

Network & System Capacity Report

Statewide
Q1 FY13 - Q1 FY13

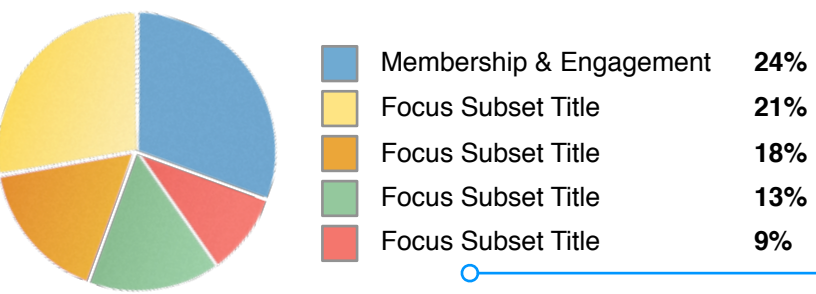
SIGANs Covered



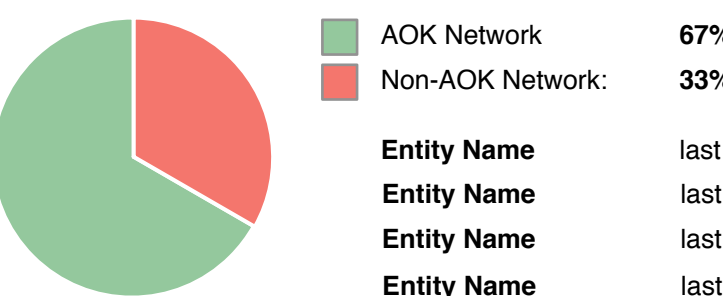
Filter report by SIGAN: **All SIGANs**

Focus

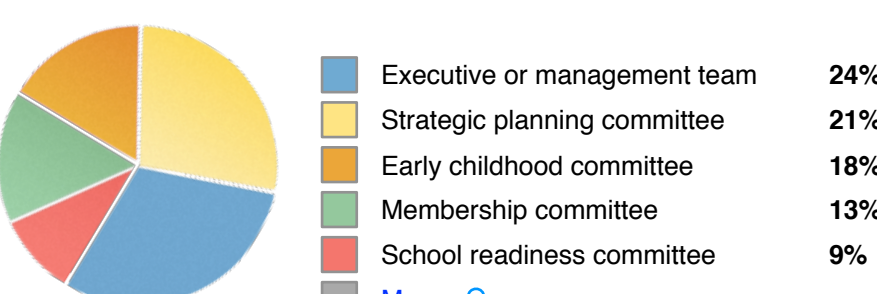
All



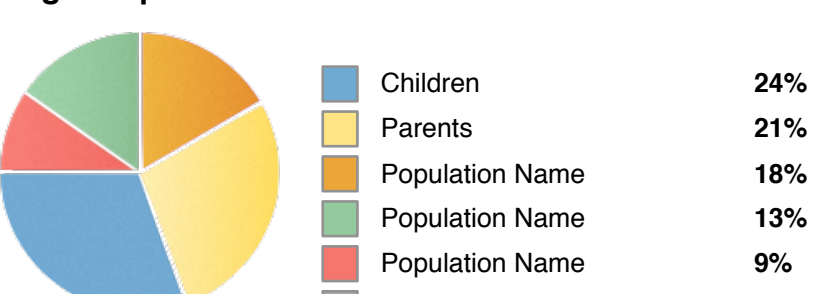
Organizing Entity



Committee



Target Population

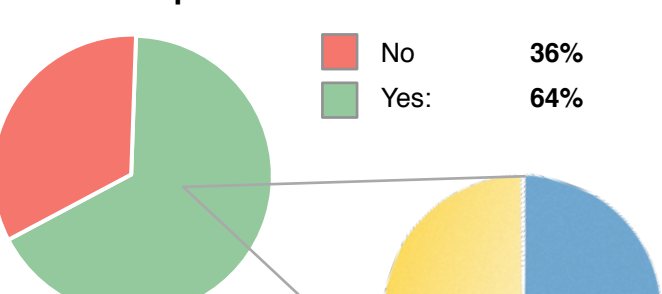


Participation

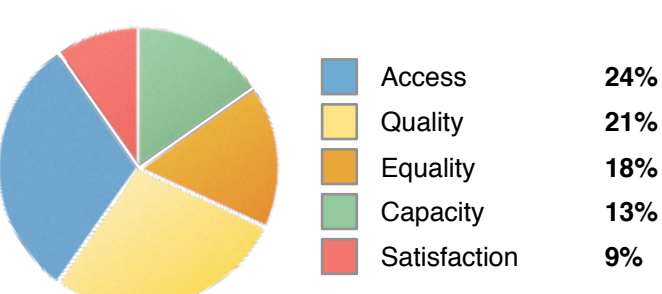
Average: **47.2 participants per event/product**

Total: **1,283 participants**

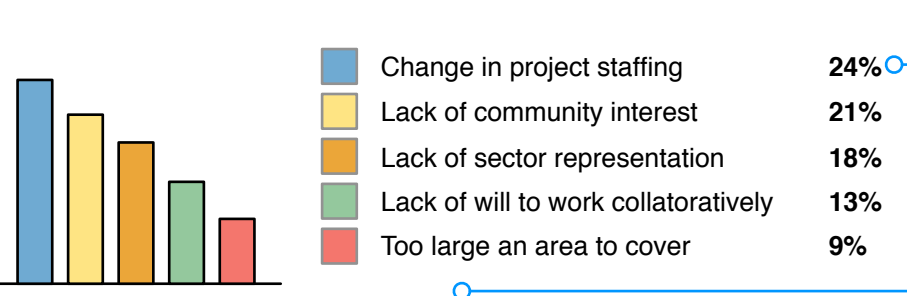
Contract Expectation



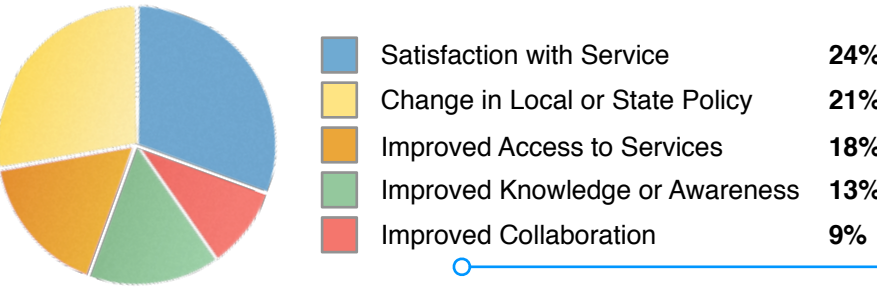
Systems Impact



Barriers to Completion



Assessment



[View all data](#)

Options are 'Statewide' or choice of all Local AOK Networks (by name)

Ending period may never be before starting period (selection of such is disallowed).

Section only displayed for individual agency report.

List all (no truncation).

All down-report sections are affected by this selection (only available for individual agency reports).

Allows the user to choose between showing data for 'All', 'Network', and 'System' focus subsets.

List all (no truncation).

On click, show additional 5 options.

On click, show additional 5 options.

On click, expand remaining options in-place.

Only use those records which have attendance values as the denominator for determining average.

List all (no truncation).

As question is 'select multiple', percentages represent 'out of all forms submitted, what percentage had this item checked'. This also accounts for the use of a bar chart as opposed to pie chart.

List all (no truncation).

List all (no truncation).

Links directly to tabular data page.


Implementation Challenges Report

Options are 'Statewide' or choice of all Local AOK Networks (by name)

Ending period may never be before starting period (selection of such is disallowed).

Statewide [dropdown] Q1 FY13 [dropdown] - Q1 FY13 [dropdown]

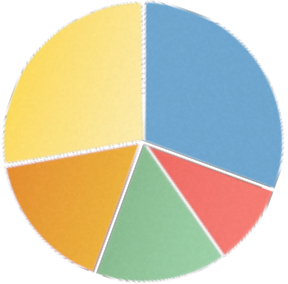
SIGANs Covered



1.1.1: Name of SIGAN	3 Records
1.1.2: Name of SIGAN	3 Records
1.1.3: Name of SIGAN	2 Records
1.2.1: Name of SIGAN	2 Records
1.2.2: Name of SIGAN	1 Records

Filter report by SIGAN: All SIGANs [dropdown]

Methods



Surveys	3 Records
Outreach	3 Records
Method Name	2 Records
Method Name	2 Records
Method Name	1 Records

[View all data](#)

Section only displayed for individual agency report.

List all (no truncation).

All down-report sections are affected by this selection (only available for individual agency reports).

List all (no truncation).

Sections for additional structured fields can be added here.

Links directly to tabular data page.